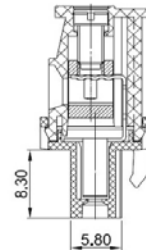
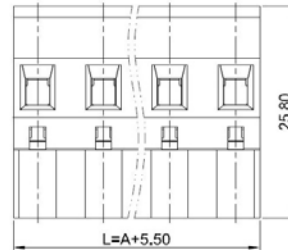
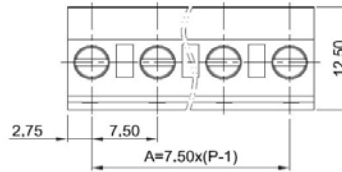


PCB Connector — TLP series (Female Connector)— TLPS-400RL



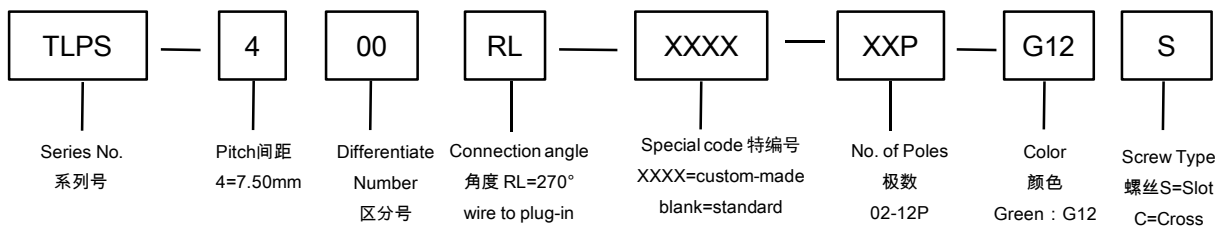
图示(Pic. shown) : TLPS-400RL-03P-G12S

General.	PCB Connector Rated : 630V,20A , 4mm ²
	Single row , 7.50mm pitch , 02-12 Pole
	Wiring orientation: 270°(wire to plug-in)
	Screw clamp unit: M3 , 0.5 N·m

认证 (Approval) :

■ 技术参数 Technical Data	UL standard			IEC standard		
	UL应用组别(UL Application group)	UL Application group			IEC过电压别/污染等级(IEC overvoltage category /pollution degree)	
IEC过电压别/污染等级(IEC overvoltage category /pollution degree)	B	C	D	III / 3	III / 2	II / 2
额定电压(Rated voltage)	300V	150V	300V	500V	630V	1000V
额定电流(Rated current)	16A	16A	10A	20A	20A	20A
额定连接容量(Rated connection capacity)	30-12AWG Sol&Str			0.2~2.5mm ² Sol&Str,4.0mm ² Sol Max		
绝缘材料(Insulation Material)	PA66 UL94 V-0					
电流承载部件材料和镀层(Material & Plating of Current carrier)	Copper alloy , Tin plated					
接线弹片材料(Material of Clamp spring)	--					
绝缘电阻(Insulation Resistance)	500MΩ or more at DC500V					
耐电压(1分钟)(Withstanding Voltage/1Min)	3000 V					
额定冲击电压(Rated surge voltage)	6000 V					
接线螺丝(Wire clamp unit Screw) , 最大扭矩(torque Max.)	M3 , 0.5 N·m					
固定螺丝(Mounting Screw) , 扭矩(torque)	--					
剥线长度(Wire stripping length)	7.0 mm					
使用温度(Operating temperature)	-40°C up to +115°C					
焊接方式(Soldering recommend)	--					

■ 订购方式(How to order)



■ 编码片 Coding key



P/N:
TLPCK-002-S

■ 针座 (Pin header) — single row



P/N : TLPH-400V
Orientation :
90° (plug-in to board)
Rated : 630V,20A
Open side(stack available)



P/N : TLPH-400R
Orientation :
180° (plug-in to board)
Rated : 630V,20A
Open side(stack available)

■ 针座 (Pin header) — single row



P/N : TLPHC-400V
Orientation :
90° (plug-in to board)
Rated : 630V,20A
Closed side



P/N : TLPHC-400R
Orientation :
180° (plug-in to board)
Rated : 630V,20A
Closed side